
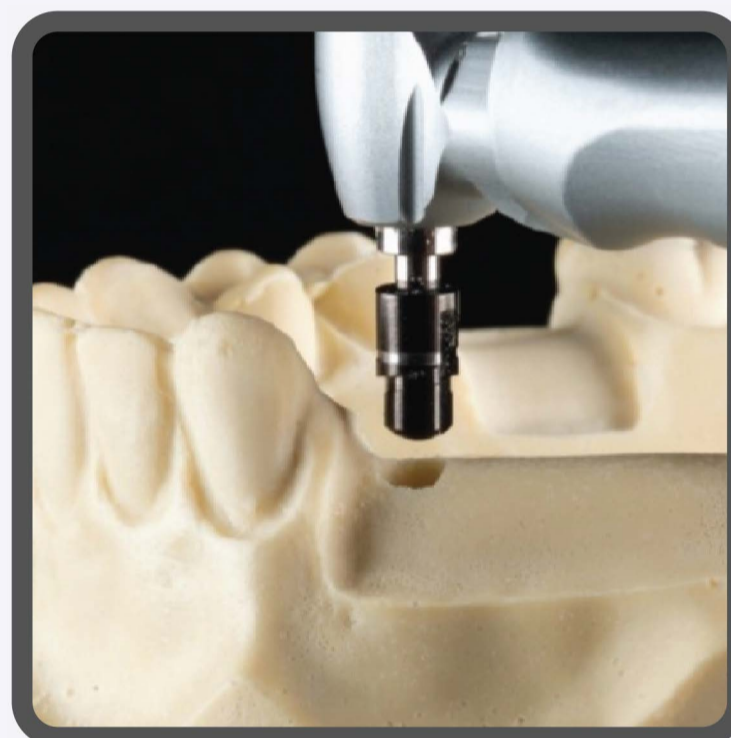





## BECAUSE LEARNING NEVER STOPS



## CORE MINI-RESIDENCY IN ORAL IMPLANTOLOGY

VANCOUVER & TORONTO | 2025

Includes access to  
[online.ddidental.com](http://online.ddidental.com)  
resources valued at  
\$1640!

*\*Prices are in USD*

**REGISTER NOW**

For best pricing

**CORE 1-3: \$4900\***

**CORE 1-4: \$6900\***

1.800.668.2280



[www.ddidental.com](http://www.ddidental.com)



[info@ddidental.com](mailto:info@ddidental.com)





CORE 1

## IMPLANT TREATMENT PLANNING & RESTORATIONS

- Treatment planning & Nobel Clinician
- Implant selection & positioning **(Hands-on)**
- Implant planning from simple to complex
- Abutment selection
- Proper cementation techniques
- Cement retained prostheses
- Screw retained prostheses
- Utilizing implant tools **(Hands-on)**
- Impression Techniques **(Hands-on)**
- Implant occlusion
- Provisional Restorations **(Hands-on)**
- Digital treatment planning & utilization of 3D imaging



CORE 2

## IMPLANT SURGERY & RESTORATIVELY DRIVEN TREATMENT

- Treatment planning & Nobel Clinician
- Anatomical considerations & biology
- Proper implant placement in 4 dimensions
- Single tooth implant surgery **(Hands-on)**
- Multiple tooth implant surgery
- Edentulous implant surgery
- Implant placement **(Hands-on)**
- Basic suturing techniques & flap design **(Hands-on)**
- Bone physiology & healing
- Implant pharmacology
- Stage 2 implant surgery & soft tissue considerations **(Hands-on)**



CORE 3

## ATRAUMATIC EXTRACTION & BONE GRAFTING

- Atraumatic extraction principles
- Proper instruments for treatment
- Bone biology & socket healing principles
- Mechanical extraction systems
- Bone grafting materials & principles
- Membrane materials & principles
- Understanding which techniques to use when
- Implant Placement **(Hands-on)**
- Immediate implant placement **(Hands-on)**
- Basic suturing techniques & flap design **(Hands-on)**
- Socket Grafting & Ridge augmentation **(Hands-on)**



CORE 4

## PRF WORKSHOP & LIVE-PATIENT IMPLANT SURGERY

- Pre-surgical planning
- Implant surgical principles
- Post-operative principles
- Surgical placement of implants and adjunctive procedures needed to complete the case such as atraumatic extractions, ridge augmentation, PRF utilization and indirect sinus grafting **(Hands-on)**
- Case review and discussion on important clinical issues
- Complication avoidance & management
- The science and difference between the three leading PRF protocols: L-PRF, A-PRF, and PRGF
- Clinical application for both hard tissue and soft tissue procedures
- Venipuncture, taught by a highly-experience phlebotomy instructor **(Hands-on)**

# LOCATION & DATES- 2025

## BC PROSPACE

777 West Broadway  
Suite 500, Vancouver, BC, V5Z 4J7

### VANCOUVER

CORE 1: Jan 24-26  
CORE 2: Feb 21-23  
CORE 3: Apr 4-6  
CORE 4: June 6-8

CORE 1: Dr Adam Langan  
CORE 2: Dr Bobby Birdi  
CORE 3: Dr Ron Zokol  
CORE 4: Dr Bobby Birdi  
Dr Ron Zokol

### TORONTO

CORE 1: Sept 5-7  
CORE 2: Oct 17-19  
CORE 3: Nov 14-16  
CORE 4: Jan 9-11, 2026

CORE 1: Dr Adam Langan  
CORE 2: Dr Bobby Birdi  
CORE 3: Dr Rana Tarzenany  
CORE 4: Dr Bobby Birdi  
Dr Ron Zokol



<b>CORE 1: (30 CE)</b> Implant Treatment Planning & Restorations	\$1,995 USD
<b>CORE 2: (30 CE)</b> Implant Surgery & Restoratively Driven Treatment	\$1,995 USD
<b>CORE 3: (30 CE)</b> Atraumatic Extraction & Bone Grafting	\$1,995 USD
<b>CORE 4: (30 CE)</b> PRF Workshop & Live-Patient Implant Surgery	\$2,495 USD
<b>MAXILLARY SINUS GRAFT PROGRAM: (30 CE)</b>	\$2,395 USD

## NEW PROGRAM LAUNCH

### MAXILLARY SINUS GRAFT PROGRAM

The predictable management of the Maxillary Sinus requires an understanding of the treatment options including direct and indirect site preparation for placement of dental implants.

#### Topics include:

- Requirements for evaluating and determining the health status of the Maxillary Sinus
- Understanding the pathology related to the Maxillary Sinus and subsequent treatment options
- Working with a physician/ENT in the management of infected Maxillary Sinuses,
- Management of soft tissue and hard tissue tuberosities
- Lateral access (Direct) procedures for single and multi-lobulated sinuses
- Crestal access (Indirect) procedures for single implant placement
- Direct and Indirect subnasal elevation grafts,
- When to consider direct or indirect treatment protocols
- How to manage sinus membrane perforations and other complications.

**Vancouver, Jan 31 - Feb 2, 2025**  
**Toronto, December 5-7, 2025**

## PROUD PARTNERS



**ADA CERP**® | Continuing Education Recognition Program

The Digital Dentistry Institute is an ADA CERP recognized provider. ADA CERP is a service of the American Dental Association to assist dental professionals in identifying quality providers of continuing dental education. ADA CERP does not approve or endorse individual courses or instructors, nor does it imply acceptance of credit hours by boards of dentistry.

## REFUND POLICY

Registration requirements include a non-refundable deposit for any Digital Dentistry Institute program. Balance of the program (unless in a financing or payment plan) will be charged to your credit card 30 days prior to the start of the course(s).